

# Reporting results, facilities, umpires, team sheets

Reporting of matches, umpires and facilities marks are made through the Herts Cricket app. In order to access the app visit [www.hertsleague.co.uk](http://www.hertsleague.co.uk) and select the download button from the home page. The app is available for both Android and Apple IOS. You can also report directly from options on the website which will work on a PC, mobile phone or tablet.

Once you click on download on the relevant operating system, you will be directed to either the Google Play store or the Apple App Store. Simply follow the download instructions.

Once you have downloaded the App you will need to ask your club's league contact for the necessary username and password. You will need this to enter the main menu in the app. This should only need to be done once as the app will remember the details.




## Results reporting

Results can be input via either the mobile app or the website.

All results, **including cancelled and abandoned games**, are to be reported **by 9.00pm on the day of the match**.

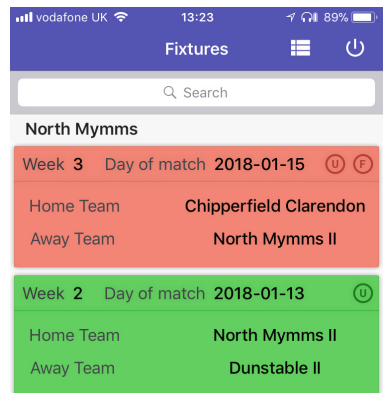
It is the responsibility of all **home XI** captains to report the result by the required deadline. The home XI is the side that appears first in the fixture list in this handbook, regardless of where the game is played. If the result is not reported before the deadline on the day of the match the **home XI will automatically be penalised 5 league points**.

## App Login

1. Open the app on your device
2. Enter your username and password (only needs entering first time)
3. You will see the current and previous matches for the team which you captain
  - If logged in using the Admin user then all matches for your club will be shown
  - Both league and cup matches are shown
4.  and  indicate if umpire and facilities marks are entered (Green when completed)  
 allows entry of the team sheet for the match.

*BOTH teams to complete team sheets and mark umpires.*

*AWAY teams to mark facilities (divisions 1 - 6B)*



*Current and previous fixtures are shown*

## Match Result Submission

1. Click on the match required to enter the results
2. This will then take you to the reporting screen. *(See options on next page)*
3. Once you have input all the required information click "View result".

If any details have been missed or input incorrectly you will not be able to submit the results until corrected

If successful, a results summary page is shown detailing the result and points allocations.




4. Select "Report" to register the result

A confirmation screen will be displayed to confirm successful submission.

5. The results and tables on the website will be updated automatically

Name	Input Type	Options and Required information
Home Team	n/a	Displays the Home Team
Away Team	n/a	Displays the Away Team
Match result	Selection List	Normal Result, Rain affected match, Cancelled match, Conceded, Duckworth Lewis Stearn (Premier only)
<b>Innings One</b>		
Team Batting First	Selection List	Select the team that batted first
1st Innings Total Runs	Numerical	Amount of runs in 1st innings
1st Innings Wickets Lost	Numerical	Total wickets lost in 1st innings
1st innings Total Overs	Numerical	Total overs / balls in 1st innings (format nn.n)
Rain affected. Overs to be bowled	Numerical	Only applies for rain affected match (not DLS evaluated). The overs due to be bowled after rain affected the match
<b>Innings Two</b>		
Team Batting Second	n/a	Automatically selected
2nd Innings Total Runs	Numerical	Amount of runs in 2nd innings
2nd Innings Wickets Lost	Numerical	Total wickets lost in 2nd innings
2nd innings Total Overs	Numerical	Total overs / balls in 2nd innings (format nn.n)
<b>Toss / Umpire / Scorer</b>		
Toss Won by	Selection List	Team Batting First, Team Batting Second
Umpires Provided	Selection List	Panel Umpires, By Both Teams, Only Home Team, Only Away Team, By Neither Team Note: For Divisions 3A to 6A umpire fines are automatically applied in line with Match Rule 8. c) and 8. e)
Scorers Provided	Selection List	By Both Teams, Only Home, Only Away, By Neither Team

## Facilities and Umpire Marks Reporting (through the app)

From the results screen, click on the  or  to allow entry of the umpire reports and facilities marks. Click  to enter a team sheet for the match.

Enter all the options and submit the report. Validation of the input will ensure all information is completed

## Facilities Marks

'In divisions 1-6b inclusive facilities marks must be entered by the **visiting captain** for all matches **including cancelled or abandoned matches by 9.00pm on the Wednesday following the match**. Please note that the date and time of each report is automatically recorded. Failure to comply with this deadline will result in **5 points being deducted from the team's points total for the match in question**.

For the avoidance of doubt if a visiting captain believes that the facilities of the home club in any match in division 7a or below do not meet those required by clause 3d of the constitution the captain shall report the ground in question to Mark Shepherd, the League's Facilities Co-ordinator, by emailing him on markshepherd01@aol.com with an explanation of the reasons.

## Umpire Marking

Umpires reports must be entered by **both captains** for all matches in divisions 1-6b, **including cancelled or abandoned**, by **11pm on the Friday following every match**.

Please note that the date and time of each report is automatically recorded. For divisions Premier, Championship, 1, 2a and 2b for each failure to report by the Friday deadline up to the 30 June, 2 points will be deducted from the team's points total for the match in question and for each failure after 30 June, the points deduction shall increase to 5 points for each failure.

Umpires Marks Reporting (Premier and Championship)

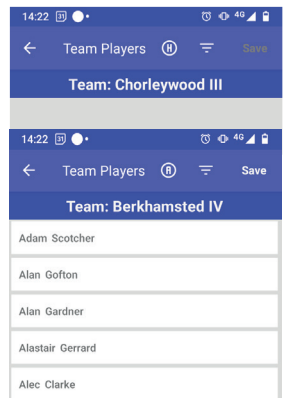
In the Premier Division and Championship umpires marks are to be entered via the form on the 'Who's The Umpire' system ([www.whostheumpire.com](http://www.whostheumpire.com)) by 11pm Friday. Any problems must be reported immediately to Peter Hinstridge. E: [peter.hinstridge@btinternet.com](mailto:peter.hinstridge@btinternet.com)) T: 07710 403524.

## Entering Team Sheets (through the app)

Team sheets are to be entered into the app. This should be entered before 9pm on the day of the match. This is in addition to the physical team sheet exchanged before the Toss. **There is a deduction of 5 points for each occurrence of not entering your team sheet by the day of match 9pm deadline.**

The team lists are presented in turn for the home team and away team. They can be swapped by pressing the H or A symbol that is shown. For your team, a list of registered players is presented in the app and the players for the particular match can be selected by tapping on each player. An option is available to toggle between viewing all players and those you have already selected.

**Please note, team sheets cannot be entered through the website.**



## Website Dashboard

Results can also be entered using the website together with the facilities reports and umpire marks.

1. Login to the website with details supplied by your club and a "Dashboard" will be displayed.
2. Options to edit the result and enter facilities reports and umpire marks will be shown.  
Note. Only the home team will have the option to enter the result, only the away team will be able to enter a facilities report and both teams' umpires marks.

## Facilities and Umpire Marks Reporting (through the website)

The entry of facilities and umpires marks can also be entered through the website. Once you have filled in all the relevant details click on "Save report umpires" to submit.